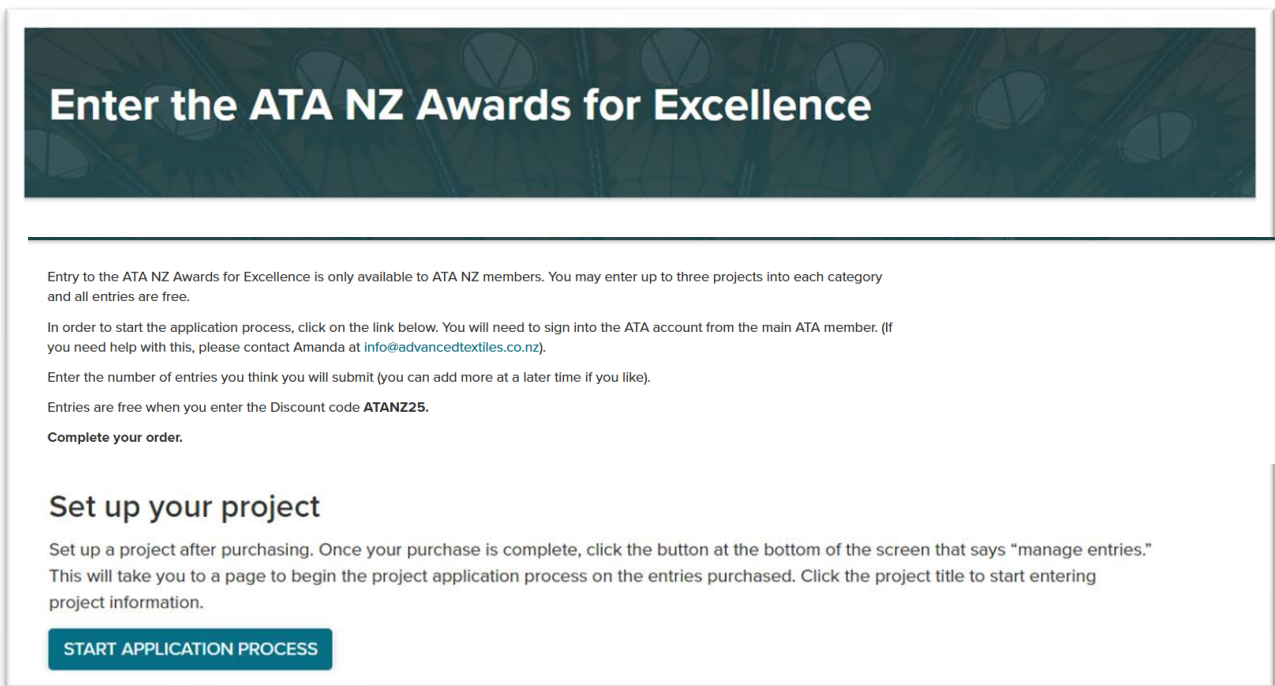


ATA NZ Awards for Excellence Fabrication Excellence Award

How-To-Enter Awards

1. Please visit <https://iaa.textiles.org/ata-nz-award-application/>



Enter the ATA NZ Awards for Excellence

Entry to the ATA NZ Awards for Excellence is only available to ATA NZ members. You may enter up to three projects into each category and all entries are free.

In order to start the application process, click on the link below. You will need to sign into the ATA account from the main ATA member. (If you need help with this, please contact Amanda at info@advancedtextiles.co.nz).

Enter the number of entries you think you will submit (you can add more at a later time if you like).

Entries are free when you enter the Discount code **ATANZ25**.

Complete your order.

Set up your project

Set up a project after purchasing. Once your purchase is complete, click the button at the bottom of the screen that says "manage entries." This will take you to a page to begin the project application process on the entries purchased. Click the project title to start entering project information.

START APPLICATION PROCESS

2. Click **Start Application Process**
3. Log in using your Advanced Textiles Association (ATA) email address and log in password. (If you cannot remember your password, you can use Forgot Password to reset.) The email will be the main person registered with ATA NZ.

Online Store Shopping Cart

Shopping Cart | [View](#)

[Check-Out](#)

Line Items

Item	Quantity	Price	Tax	Shipping	Discount	Net total	Paid Amount	Balance Due
2025 ATA New Zealand Award Entry	<input type="text" value="1.0000"/>	\$45.00	\$0.00	\$0.00	\$0.00	\$45.00	\$0.00	\$45.00

Cart Total

Subtotal: 45.00
Total discount: 0.00
Total tax: 0.00
Total shipping: 0.00
Net Total: 45.00
Total Paid: 0.00
Balance Due: 45.00

Discounts

Discount Code:

[apply](#)

- Update the quantity of award submissions you intend to enter. You can add more at a later time if you do not get enough.
- Enter the Discount Code **ATANZ25** and Click **Apply**. This will make your balance due amount \$0. Click **Check Out** button which will take you through to the Shopping Cart page.

- This will take you to the next Shopping Cart Page, check that your information is correct and click **Continue**. Confirm that your balance due is \$0 and click **Submit Order**.

Online Store Shopping Cart

Shopping Cart | Confirm your order

[Edit Payment](#) [Submit Order](#)

Order is not complete. Press "Submit Order" to complete.

Item	Quantity	Price	Tax	Shipping	Discount	Net Total	Paid Amount	Balance Due
2023 MFA Award Entry Fee	1.00	\$45.00	\$0.00	\$0.00	\$45.00	\$0.00	\$0.00	\$0.00
	Required	Required						

Billing/Shipping Information

Customer name: **Conway Ineke A**

Billing name: Conway Ineke A

Phone: (651)222-2508

Email: ineke.conway@textiles.org

- All participants will receive a payment Confirmation of your Recent Order email as per example below.

ATA | **ADVANCED TEXTILES ASSOCIATION**

Thank you for your order!

Please save the following invoice information for your records

[CLICK TO PAY](#) any unpaid balance on this invoice, without having to log into your account!

Invoice #: 415378 **Invoice Date:** 3/12/2023 5:32:44 PM

Billing Information

Amanda Newport
 OFPANZ/ATA New Zealand
 PO Box 12116
 Ahuriri, Napier 4144
 NEW ZEALAND

Payment Method

Items

Qty	Item	Price	Discount	Taxes	Shipping	Sub-Total	Paid	Balance
8.0000	2023 OFPANZ Award Entry	360.00	360.00	0.00	0.00	0.00	0.00	0.00

To Enter an Award

1. Visit <https://iaa.textiles.org/manage-awards/>
2. Log in using your Advanced Textiles Association (ATA) email and log in
3. Click **New Project Title**

Your Project Applications			
Award Entries:			
Entry Title	Award	Deadline	Status
New Project Title	2025 ATA New Zealand Award Entry	05/02/25	Draft
New Project Title	2025 ATA New Zealand Award Entry	05/02/25	Draft
Test	2025 ATA New Zealand Award Entry	05/02/25	Draft

4. Start entering your award! You can go in and save your award at any point using the black **Save For Later** button. Click the + How to Set up Your Project or + Additional Tips for more information. You must enter all blocks with an asterisk * Enter all **General Information** and click **Next Step**.

Edit Award

Click the plus (+) below to learn more.

+ How to Set up Your Project:

+ Additional Tips:

General Info | Fabrics/Components | Suppliers | Credits | Description | Uniqueness | Summary | Video | Images | Disclaimer

Project Title*

Contact Name*

Category* [Click here for category descriptions](#)

Company Name*

Date of Installation* Date format should be: MM/YY

Approximate Size*

Unit of Measurement*

Manufactured in NZ?*

Fabrics / Components - Provide the trade name(s) of the materials used for your project and the manufacturer and/or supplier of the material. If the trade name is unknown, then enter the name of the material (for example, vinyl). To add materials and/or suppliers that are not listed in the dropdown, select "OTHER" and manually enter the name in the given column. ATA NZ Member suppliers should be listed

Click the plus (+) below to learn more.

+ How to Set up Your Project:

+ Additional Tips:

General Info > **Fabrics/Components** > Credits > Description > Uniqueness > Summary > Video > Images > Disclaimer

Provide the trade name(s) of the materials used for your project and the manufacturer and/or supplier of the material. If the trade name is unknown, then enter the name of the material (for example, vinyl). To add materials and/or suppliers that are not listed in the dropdown, select "OTHER" and manually enter the name in the given column.

Serge Ferrari 702s2	QCD Ltd.	Main Fabric
Name of Material	-- Select a Producer/Manufacturer --	-- Select Primary Use --
Name of Material	-- Select a Producer/Manufacturer --	-- Select Primary Use --
Name of Material	-- Select a Producer/Manufacturer --	-- Select Primary Use --
Name of Material	-- Select a Producer/Manufacturer --	-- Select Primary Use --

* Required Before Continuing

PREVIOUS STEP NEXT STEP SAVE FOR LATER GO BACK TO MANAGE AWARDS

Credits - Provide the name and company of any others that were involved with your project, using semi colons to separate. **IF YOUR COMPANY DID ALL THE WORK ON YOUR PROJECT, PLEASE LEAVE THIS SECTION BLANK.** Please note that not all the credit fields listed on the application form will apply to your project, if so leave these fields blank.

Click the plus (+) below to learn more.

+ How to Set up Your Project:

+ Additional Tips:

General Info > Fabrics/Components > **Credits** > Description > Uniqueness > Summary > Video > Images > Disclaimer

Provide the name and company of any others that were involved with your project, using semi colons to separate. If your company did all the work on your project, please leave this section blank. Please note that not all the credit fields listed on the application form will apply to your project, if so leave these fields blank.

Designer Name Tester	Designer Company Test1
Fabricator Name Tester 2	Fabricator Company Test2
Installer Name Tester3	Installation Company Test3

* Required Before Continuing

PREVIOUS STEP NEXT STEP SAVE FOR LATER GO BACK TO MANAGE AWARDS

Description - Please describe the project. **YOUR COMPANY NAME SHOULD NOT BE INCLUDED IN YOUR DESCRIPTION** (for example, refer to your company as we, us, or our company). Descriptions should include:

- Complexity (30%) How intricate or complicated is the project? How does the complexity of the project impact the finished project? How unique is the project? Does the uniqueness of the project impact the overall quality?
- The project specifications (define abbreviations as needed)
- Functionality (20%) How well does the project serve the function for which it was designed?
- Uniqueness (5%) Is there enough supporting evidence to show the quality, complexity and details of the project?
- What were the results of this project? (i.e. how the project met the client's needs, continued business)

The screenshot shows a web form with a navigation bar at the top containing: General Info, Fabrics/Components, Credits, Description (highlighted), Uniqueness, Summary, Video, Images, and Disclaimer. Below the navigation bar, the text reads: "Please describe the project, including what the client's request was." followed by a red asterisk. Below this is a note: "Your company name should not be included in your description (for example, refer to your company as we, us, or our company)." A large text input area contains the text: "Description. The client asked for". At the bottom left, there is a red asterisk and the text "Required Before Continuing". At the bottom right, there are four buttons: "PREVIOUS STEP", "NEXT STEP", "SAVE FOR LATER", and "GO BACK TO MANAGE AWARDS".

Uniqueness - What led you to enter this project? What sets this project apart from others you did this past year? **YOUR COMPANY NAME SHOULD NOT BE INCLUDED IN YOUR DESCRIPTION** (for example, refer to your company as we, us, or our company).

The screenshot shows a web form with a navigation bar at the top containing: General Info, Fabrics/Components, Credits, Description, Uniqueness (highlighted), Summary, Video, Images, and Disclaimer. Below the navigation bar, the text reads: "What led you to enter this project? What sets this project apart from others you did this past year? What makes this project unique?" followed by a red asterisk. Below this is a note: "Your company name should not be included in your description (for example, refer to your company as we, us, or our company)." A large text input area contains the text: "this project is unique due to its...". At the bottom left, there is a red asterisk and the text "Required Before Continuing". At the bottom right, there are four buttons: "PREVIOUS STEP", "NEXT STEP", "SAVE FOR LATER", and "GO BACK TO MANAGE AWARDS".

Summary – Please include a 50-80 word summary of your project that you would like to **be read on the awards night**. Keep it light and interesting – What you would like others to know **IF** this project is a winner. This can include fabric type, name a brief description of the project. Please make sure not to include the name of your business.

The screenshot shows a navigation bar at the top with steps: General Info, Fabrics/Components, Credits, Description, Uniqueness, Summary (highlighted), Video, Images, and Disclaimer. Below the navigation bar, there is a text area for the summary. The text inside the area reads: "Please include a 50-80 word summary of your project. The project summary will be used on the awards night to introduce your project, so this can include - fabric type/name, brief description and area of fabric. *". Below this text is a large empty text box with the placeholder text "0-80 word summary of project." at the top left. At the bottom left of the form, it says "Required Before Continuing". At the bottom right, there are four buttons: "PREVIOUS STEP", "NEXT STEP", "SAVE FOR LATER", and "GO BACK TO MANAGE AWARDS".

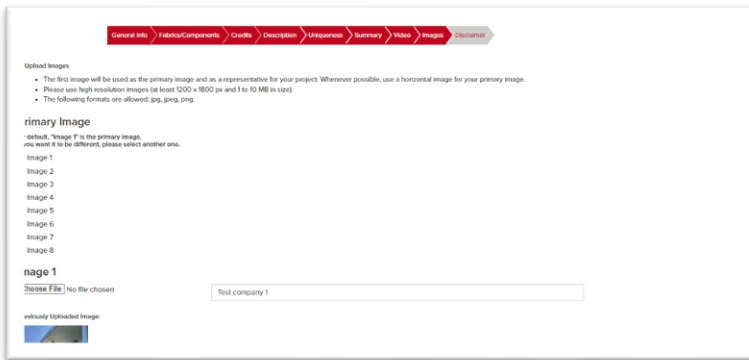
Video – include a URL link to a video of your project. If you do not have a URL you may email a video using WeTransfer or you may put it on a thumb drive and post to Amanda.

The screenshot shows a navigation bar at the top with steps: General Info, Fabrics/Components, Credits, Description, Uniqueness, Summary, Video (highlighted), Images, and Disclaimer. Below the navigation bar, there is a text area with instructions: "If you have a video, please include a link to the video here. Or send via WeTransfer to info@ofpanz.co.nz with the title of the project for its name. Please make sure there is no reference to your company in the video. If there is reference to your company, the video will not be shown to the judges:". Below this text is a text input field labeled "Video URL" with the placeholder text "https://example.com". At the bottom left of the form, it says "Required Before Continuing". At the bottom right, there are four buttons: "PREVIOUS STEP", "NEXT STEP", "SAVE FOR LATER", and "GO BACK TO MANAGE AWARDS".

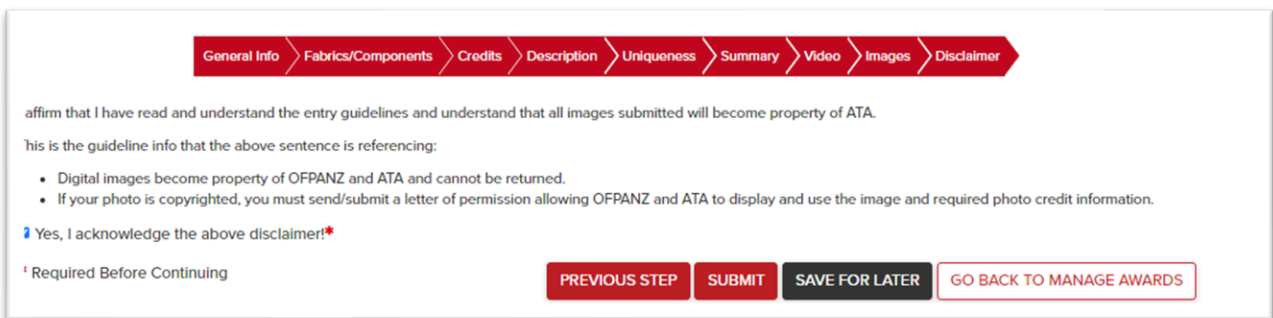
Images – Upload your images. **THE FIRST IMAGE WILL BE USED AS THE PRIMARY IMAGE AND AS A REPRESENTATIVE FOR YOUR PROJECT.** Whenever possible, use a horizontal image for your primary image. Please use high resolution images (at least 1200 x 1800 px and 1 to 10 MB in size). The following formats are allowed: jpg, jpeg, png. **You may enter up to 8 images.**

Please make sure your images show some details of the project. PLEASE ALSO MAKE SURE YOUR LOGO OR OTHER ENTRANT IDENTIFYING FEATURES DO NOT APPEAR IN THE PHOTOS.

These will be used for the judges to grade the appearance and workmanship which is **worth 20% of the total score.** They are looking to see if your project is free of obvious flaws in workmanship and overall quality of the work.

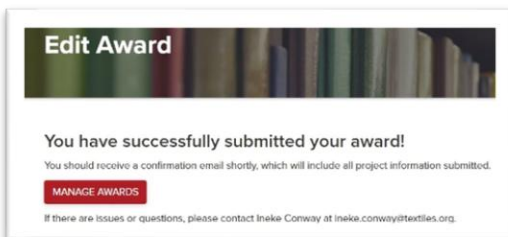


Disclaimer – Acknowledge the disclaimer and click submit and you are finished!



MAKE SURE TO CLICK ON SUBMIT AFTER ACKNOWLEDGING THE DISCLAIMER!

Edit Awards – You are finished! You can always go in and update any part of your entry while the awards are open. Visit <https://www.textiles.org/manage-awards/> and log in to make any edits.



Thank you for entering the ATA NZ Awards for Excellence!