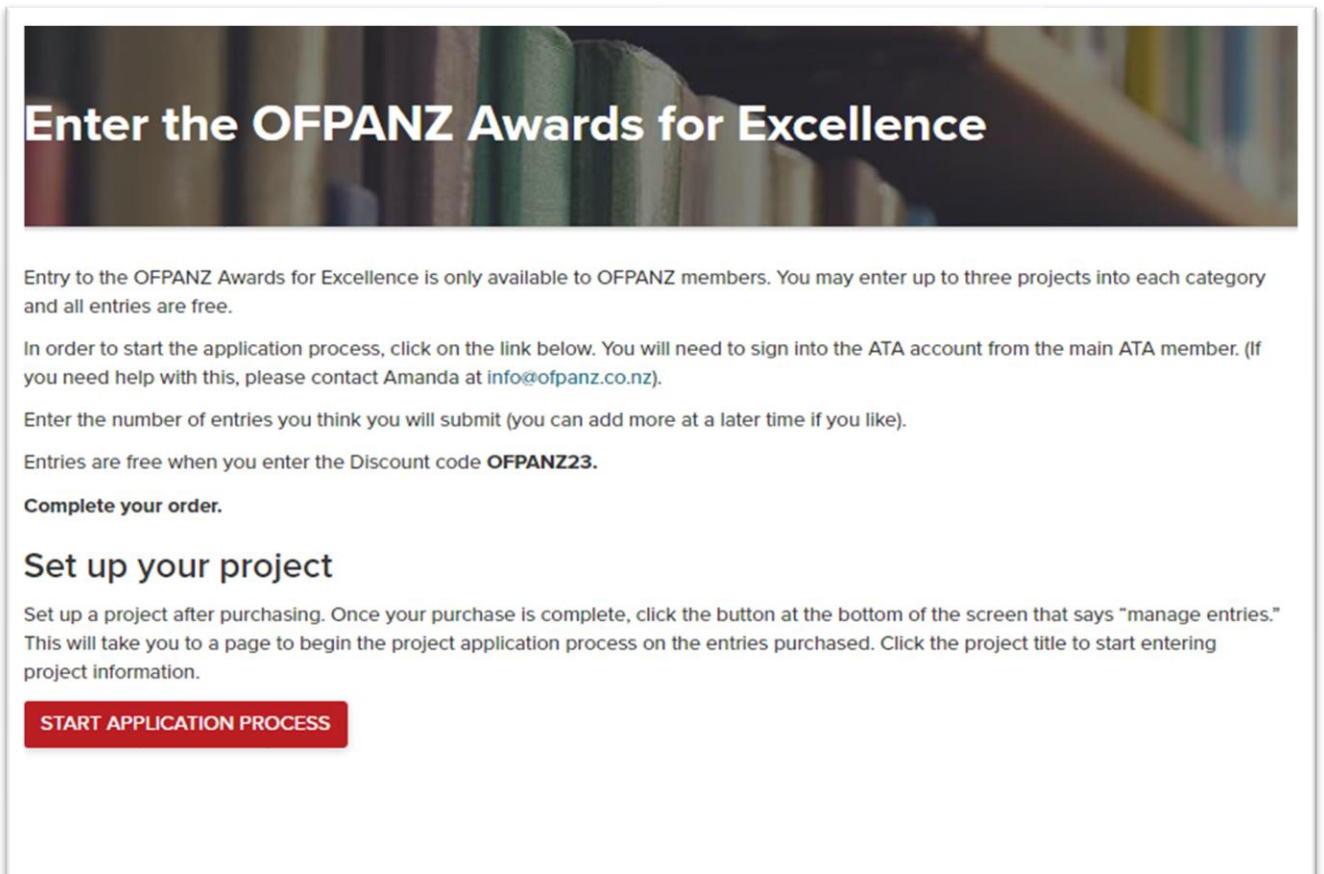


# OFPANZ Awards for Excellence Fabrication Excellence Award

## How-To-Enter Awards

1. Please visit <https://www.textiles.org/ofpanz-award-application/>



**Enter the OFPANZ Awards for Excellence**

Entry to the OFPANZ Awards for Excellence is only available to OFPANZ members. You may enter up to three projects into each category and all entries are free.

In order to start the application process, click on the link below. You will need to sign into the ATA account from the main ATA member. (If you need help with this, please contact Amanda at [info@ofpanz.co.nz](mailto:info@ofpanz.co.nz)).

Enter the number of entries you think you will submit (you can add more at a later time if you like).

Entries are free when you enter the Discount code **OFPANZ23**.

**Complete your order.**

### Set up your project

Set up a project after purchasing. Once your purchase is complete, click the button at the bottom of the screen that says "manage entries." This will take you to a page to begin the project application process on the entries purchased. Click the project title to start entering project information.

**START APPLICATION PROCESS**

2. Click **Start Application Process**
3. Log in using your Advanced Textiles Association (ATA) email address and log in password. (If you cannot remember your password, you can use Forgot Password to reset.) The email will be the main person registered with OFPANZ.

# Online Store Shopping Cart

Shopping Cart | [View](#)

[Check-Out](#)

Line Items

[✕](#)

| Item                      | Quantity   | Price                              | Tax    | Shipping | Discount | Net total | Paid Amount | Balance Due |
|---------------------------|--|------------------------------------|--------|----------|----------|-----------|-------------|-------------|
| ⊗ 2023 OFPANZ Award Entry | <input type="text" value="8.0000"/><br><small>Required</small> | \$45.00<br><small>Required</small> | \$0.00 | \$0.00   | \$0.00   | \$360.00  | \$0.00      | \$360.00    |

## Cart Total

Subtotal: **360.00**  
Total discount: **0.00**  
Total tax: **0.00**  
Total shipping: **0.00**  
Net Total: **360.00**  
Total Paid: **0.00**  
Balance Due: **360.00**

## Discounts

Discount Code:   
[apply](#)

4. Update the quantity of award submissions you intend to enter. You can add more at a later time if you do not get enough.
5. Enter the Discount Code **OFPANZ23** and Click **Apply**. This will make your balance due amount \$0. Click **Check Out** button which will take you through to the Shopping Cart page.

- This will take you to the next Shopping Cart Page, check that your information is correct and click **Continue**. Confirm that your balance due is \$0 and click **Submit Order**.

## Online Store Shopping Cart

Shopping Cart | [Confirm your order](#)

[Edit Payment](#) [Submit Order](#)

Order is not complete. Press "Submit Order" to complete.

| Order Line Items         |          |          |        |          |          |           |             |             |
|--------------------------|----------|----------|--------|----------|----------|-----------|-------------|-------------|
| Item                     | Quantity | Price    | Tax    | Shipping | Discount | Net Total | Paid Amount | Balance Due |
| 2023 MFA Award Entry Fee | 1.00     | \$45.00  | \$0.00 | \$0.00   | \$45.00  | \$0.00    | \$0.00      | \$0.00      |
|                          | Required | Required |        |          |          |           |             |             |

[Billing/Shipping Information](#)

Customer name: **Conway Ineke A**

Billing name: Conway Ineke A

Phone: (651)222-2508

Email: ineke.conway@textiles.org



- All participants will receive a payment Confirmation of your Recent Order email as per example below.

**ATA** | **ADVANCED  
TEXTILES  
ASSOCIATION**

---

**Thank you for your order!**

Please save the following invoice information for your records

**[CLICK TO PAY](#) any unpaid balance on this invoice, without having to log into your account!**

**Invoice #:** 415378 **Invoice Date:** 3/12/2023 5:32:44 PM

**Billing Information**

---

Amanda Newport  
 OFPANZ/ATA New Zealand  
 PO Box 12116  
 Ahuriri, Napier 4144  
 NEW ZEALAND

**Payment Method**

---

**Items**

| Qty    | Item                    | Price  | Discount | Taxes | Shipping | Sub-Total | Paid | Balance |
|--------|-------------------------|--------|----------|-------|----------|-----------|------|---------|
| 8.0000 | 2023 OFPANZ Award Entry | 360.00 | 360.00   | 0.00  | 0.00     | 0.00      | 0.00 | 0.00    |

## To Enter an Award

1. Visit <https://www.textiles.org/manage-awards/>
2. Log in using your Advanced Textiles Association (ATA) email and log in
3. Click **New Project Title**

**Manage My Award Entries**

Welcome to the Award Management page. You must be logged in to your ATA account to access this page. If you do not have any entries listed under "Your Project Applications" you can click the button(s) below to purchase entries.

### Your Project Applications

Award Entries:

| Entry Title                       | Award                   | Deadline | Status |
|-----------------------------------|-------------------------|----------|--------|
| <a href="#">New Project Title</a> | 2023 OFPANZ Award Entrv | 05/31/23 | Draft  |

4. Start entering your award! You can go in and save your award at any point using the black **Save For Later** button. Click the + How to Set up Your Project or + Additional Tips for more information. You must enter all blocks with an asterisk \* Enter all **General Information** and click **Next Step**.

**Edit Award**

Click the plus (+) below to learn more.

+ How to Set up Your Project:

+ Additional Tips:

**General Info** Fabrics/Components Credits Description Uniqueness Summary Video Images Disclaimer

**Project Title\***  
New Project Title

**Contact Name\***

**Category\***  
Awnings - Fixed

**Company Name\***

**Date of Installation\*** Date format should be: MM/YY

**Approximate Size\***

**Unit of Measurement\***

\* Required Before Continuing

NEXT STEP SAVE FOR LATER GO BACK TO MANAGE AWARDS

**Fabrics / Components** - Provide the trade name(s) of the materials used for your project and the manufacturer and/or supplier of the material. If the trade name is unknown, then enter the name of the material (for example, vinyl). To add materials and/or suppliers that are not listed in the dropdown, select "OTHER" and manually enter the name in the given column. OFPANZ Member suppliers should be listed

Click the plus (+) below to learn more.

+ How to Set up Your Project:

+ Additional Tips:

General Info > **Fabrics/Components** > Credits > Description > Uniqueness > Summary > Video > Images > Disclaimer

Provide the trade name(s) of the materials used for your project and the manufacturer and/or supplier of the material. If the trade name is unknown, then enter the name of the material (for example, vinyl). To add materials and/or suppliers that are not listed in the dropdown, select "OTHER" and manually enter the name in the given column.

|                     |                                      |                          |
|---------------------|--------------------------------------|--------------------------|
| Serge Ferrari 702s2 | QCD Ltd.                             | Main Fabric              |
| Name of Material    | -- Select a Producer/Manufacturer -- | -- Select Primary Use -- |
| Name of Material    | -- Select a Producer/Manufacturer -- | -- Select Primary Use -- |
| Name of Material    | -- Select a Producer/Manufacturer -- | -- Select Primary Use -- |
| Name of Material    | -- Select a Producer/Manufacturer -- | -- Select Primary Use -- |

\* Required Before Continuing

PREVIOUS STEP NEXT STEP SAVE FOR LATER GO BACK TO MANAGE AWARDS

**Credits** - Provide the name and company of any others that were involved with your project, using semi colons to separate. **If your company did all the work on your project, please leave this section blank.** Please note that not all the credit fields listed on the application form will apply to your project, if so leave these fields blank.

Click the plus (+) below to learn more.

+ How to Set up Your Project:

+ Additional Tips:

General Info > Fabrics/Components > **Credits** > Description > Uniqueness > Summary > Video > Images > Disclaimer

Provide the name and company of any others that were involved with your project, using semi colons to separate. If your company did all the work on your project, please leave this section blank. Please note that not all the credit fields listed on the application form will apply to your project, if so leave these fields blank.

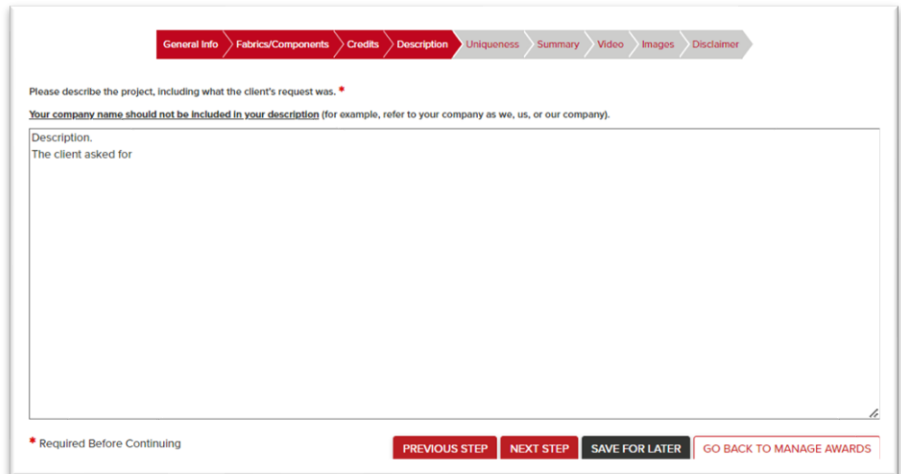
|                        |          |                             |       |
|------------------------|----------|-----------------------------|-------|
| <b>Designer Name</b>   | Tester   | <b>Designer Company</b>     | Test1 |
| <b>Fabricator Name</b> | Tester 2 | <b>Fabricator Company</b>   | Test2 |
| <b>Installer Name</b>  | Tester3  | <b>Installation Company</b> | Test3 |

\* Required Before Continuing

PREVIOUS STEP NEXT STEP SAVE FOR LATER GO BACK TO MANAGE AWARDS

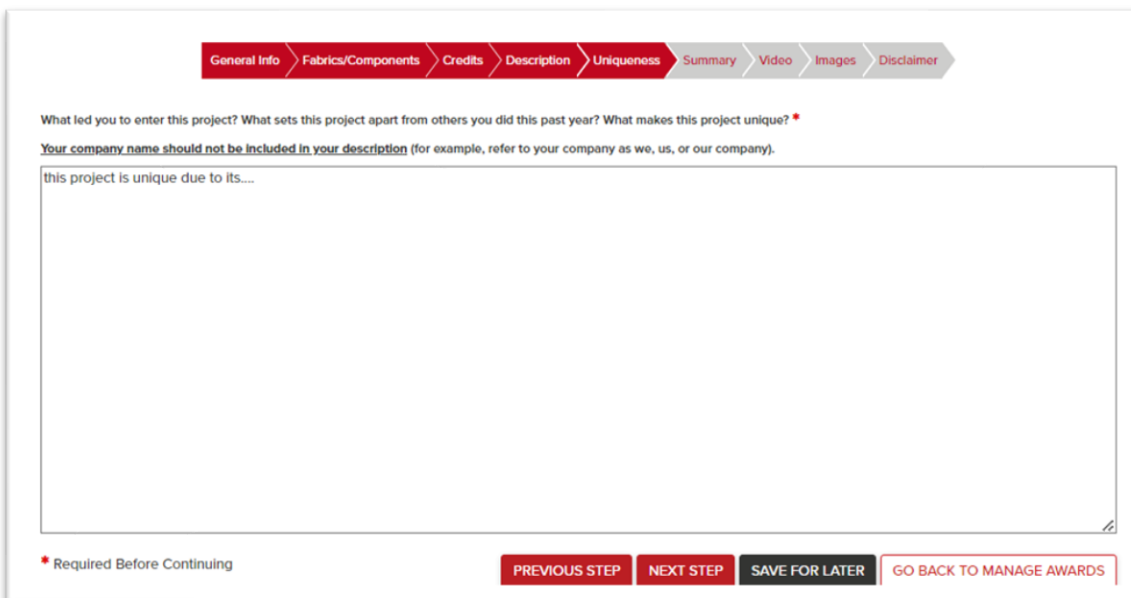
**Description** - Please describe the project. **Your company name should not be included in your description** (for example, refer to your company as we, us, or our company). Descriptions should include:

- The project specifications (define abbreviations as needed)
- What was the purpose of this project? What did the client request?
- What is unique or complex about the project? (This helps the judges understand your challenges and solutions for the project)
- What were the results of this project? (i.e. how the project met the client's needs, continued business)



The screenshot shows a web form with a navigation bar at the top containing: General Info, Fabrics/Components, Credits, Description (highlighted), Uniqueness, Summary, Video, Images, and Disclaimer. Below the navigation bar, the text reads: "Please describe the project, including what the client's request was. \*". A warning note states: "Your company name should not be included in your description (for example, refer to your company as we, us, or our company)." The main text area contains the label "Description." and the text "The client asked for". At the bottom left, it says "\* Required Before Continuing". At the bottom right, there are four buttons: PREVIOUS STEP, NEXT STEP, SAVE FOR LATER, and GO BACK TO MANAGE AWARDS.

**Uniqueness** - What led you to enter this project? What sets this project apart from others you did this past year? **Your company name should not be included in your description** (for example, refer to your company as we, us, or our company).



The screenshot shows a web form with a navigation bar at the top containing: General Info, Fabrics/Components, Credits, Description, Uniqueness (highlighted), Summary, Video, Images, and Disclaimer. Below the navigation bar, the text reads: "What led you to enter this project? What sets this project apart from others you did this past year? What makes this project unique? \*". A warning note states: "Your company name should not be included in your description (for example, refer to your company as we, us, or our company)." The main text area contains the text "this project is unique due to its...". At the bottom left, it says "\* Required Before Continuing". At the bottom right, there are four buttons: PREVIOUS STEP, NEXT STEP, SAVE FOR LATER, and GO BACK TO MANAGE AWARDS.

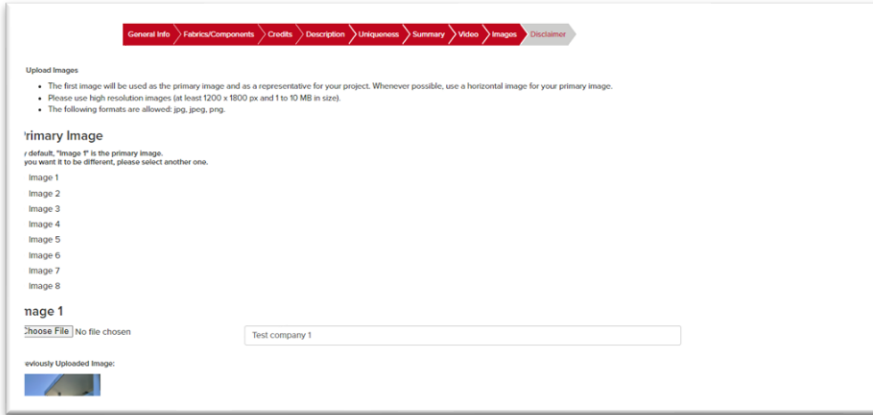
**Summary** – Please include a 50-80 word summary of your project that you would like to be read on the awards night. This can include fabric type, name a brief description of the project. Please make sure not to include the name of your business.

The screenshot shows a navigation bar at the top with steps: General Info, Fabrics/Components, Credits, Description, Uniqueness, Summary (highlighted), Video, Images, and Disclaimer. Below the navigation bar, there is a text area for the summary. The text inside the area reads: "Please include a 50-80 word summary of your project. The project summary will be used on the awards night to introduce your project, so this can include - fabric type/name, brief description and area of fabric. \*". Below this text is a large empty text box for the user to enter their summary. At the bottom left of the form, it says "Required Before Continuing". At the bottom right, there are four buttons: "PREVIOUS STEP", "NEXT STEP", "SAVE FOR LATER", and "GO BACK TO MANAGE AWARDS".

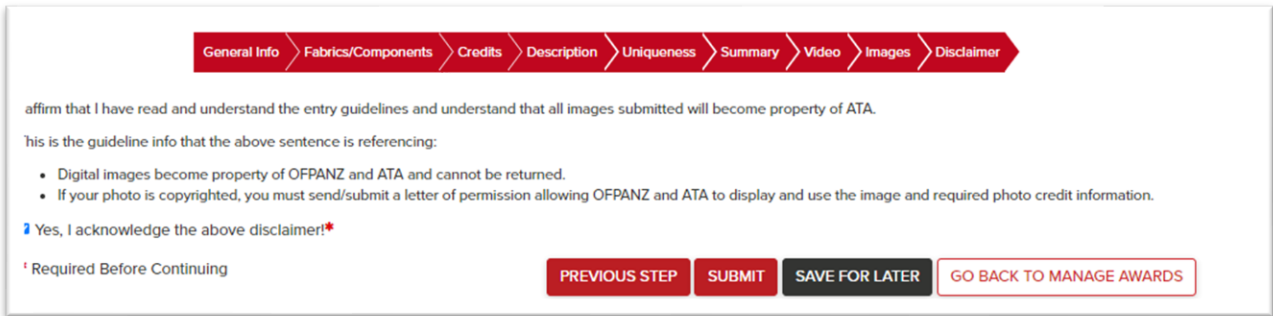
**Video** – include a URL link to a video of your project. If you do not have a URL you may email a video using WeTransfer or you may put it on a thumb drive and post to Amanda.

The screenshot shows a navigation bar at the top with steps: General Info, Fabrics/Components, Credits, Description, Uniqueness, Summary, Video (highlighted), Images, and Disclaimer. Below the navigation bar, there is a text area with instructions: "If you have a video, please include a link to the video here. Or send via WeTransfer to info@panz.co.nz with the title of the project for its name. Please make sure there is no reference to your company in the video. If there is reference to your company, the video will not be shown to the judges:". Below this text is a text input field labeled "Video URL" with the placeholder text "https://example.com". At the bottom left of the form, it says "Required Before Continuing". At the bottom right, there are four buttons: "PREVIOUS STEP", "NEXT STEP", "SAVE FOR LATER", and "GO BACK TO MANAGE AWARDS".

**Images** – Upload your images. **The first image will be used as the primary image and as a representative for your project.** Whenever possible, use a horizontal image for your primary image. Please use high resolution images (at least 1200 x 1800 px and 1 to 10 MB in size). The following formats are allowed: jpg, jpeg, png. **You may enter up to 8 images. Please make sure your images show some details of the project.**

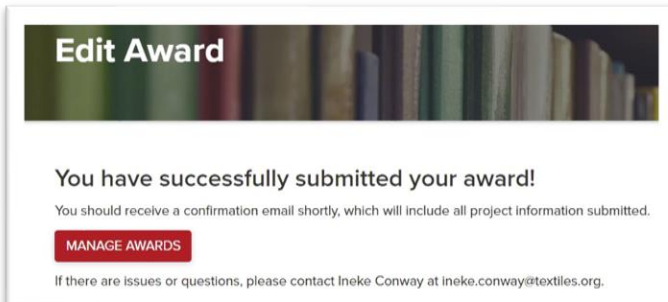


**Disclaimer** – Acknowledge the disclaimer and click submit and you are finished!



**MAKE SURE TO CLICK ON SUBMIT AFTER ACKNOWLEDGING THE DISCLAIMER!**

**Edit Awards** – You are finished! You can always go in and update any part of your entry while the awards are open. Visit <https://www.textiles.org/manage-awards/> and log in to make any edits.



**Thank you for entering the OFPANZ Awards for Excellence!**